

Understanding Your TES Reports

Student Reports

Printable and web-based student reports are used to inform students where the courses they've completed to date have placed them in relation to grade-level benchmarks toward satisfying UC/CSU admissions requirements. The reports are also available in Spanish.

FRONT

UNIVERSITY
OF
CALIFORNIA

Transcript
Evaluation
Service

GETTING READY FOR COLLEGE

Dear David,

This report shows your progress toward meeting minimum entrance requirements to California State University (CSU) and University of California (UC) schools. Use it to plan what courses to take during high school to achieve your college goals. Please review the report carefully and talk it over with your parent or guardian.

This information is provided by the Transcript Evaluation Service (TES), a collaboration between UC and your high school.

Student Name: John Doe

CA State Student ID: 100000792

Current Grade Level: 12th

School Name: Fictitious High School

District Name: Neverland School District

Upload Date: January 1, 2017

UC Eligibility Summary

You are **Close to Meeting Requirements** for UC. You are **3.0** courses away from meeting the UC requirements. Your GPA in A-G classes is **3.00** points away from meeting the UC requirements.

Eligibility Status

☒ Meeting Requirements

☐ Close to Meeting Requirements

☐ Not Meeting Requirements

Eligibility is calculated at your current grade level. You are Close to Meeting if you are missing no more than 2.0 courses compared to the grade-level benchmarks.

GPA Status as of 12th Grade

CSU GPA: 3.32

UC GPA: 3.32

Minimum GPA: 3.00

Subject Status as of 12th Grade

CSU Courses: 22.5

UC Courses: 22.5

of Courses: 0 3 6 9 12 15

Course-Taking Status

☒ Completed Courses

☐ In Progress

☐ Courses Still Required

☐ Recommended Courses

☐ Minimum Requirements

Courses completed with a letter grade of C or better – above the minimum requirement for that subject – are counted toward your College-Prep Elective (g) when determining eligibility.

UC College-Prep Course-Taking by Category as of 12th Grade

☒ History/Social Science (h)

☒ English (e)

☒ Math (m)

☒ Lab Science (s)

☒ Non-English Language (n)

☒ Visual and Performing Arts (v)

☒ College-Prep Elective (g)

of Courses: 0 1 2 3 4 5 6

The above reflect the minimum course and GPA requirements for CSU and UC but can apply to most 4-year colleges and provide good general preparation for 2-year colleges. Check the specific entrance requirements at the schools that interest you. Remember, your high school's graduation requirements may differ from these college entrance requirements.

Page 1 of 2

© 2017 Regents of the University of California

BACK

Student Name: John Doe CA State ID: 100000792 School Name: Fictitious High School

UC Course-Taking Progress as of 12th Grade

A-G Category	Total Courses Required	Completed Courses	In Progress	Courses Below Benchmark
History/Social Science (h)	2.0	2.5	0.0	0.0
English (e)	4.0	3.5	0.0	0.5
Math (m)	3.0	4.0	0.0	0.0
Lab Science (s)	2.0	2.5	0.0	0.0
Non-English Language (n)	2.0	4.0	0.0	0.0
Visual and Performing Arts (v)	1.0	5.5	0.0	0.0
College-Prep Elective (g)	1.0	0.5	0.0	0.0
Grand Total	15.0	22.5	0.0	0.5

This table tracks the number of approved courses you have completed in each "a-g" category and also notes the remaining courses you will need to complete. To receive "a-g" credit for a course, you must earn a letter grade of C or higher.

If you have questions about your report, please talk to your counselor. You can find a list of approved courses for your school at <http://openupstate.edu/ucprepguide>.

Where to Find More Information

For more about CSU and UC admissions requirements and recommendations, visit <http://www.openupstate.edu> and <http://www.universityofcalifornia.edu>.

To find out more about the many other California colleges, including both public and private as well as 2-year and 4-year colleges, visit <http://www.universityofcalifornia.edu>.

To explore the California Community Colleges, visit <http://www.cccnet.org>. Be sure to note the specific admissions requirements for the schools that interest you.

Remember to sign up for the ACT or SAT and to complete your SAT subject tests.

To be considered for financial aid, complete and submit your FAFSA: <http://fafsa.ed.gov>.

More than two-thirds of UC undergraduates receive grants and scholarships (money that doesn't have to be paid back). And half of UC's undergraduate students pay no tuition at all. Regardless of your income, UC will help you find a way to afford a college education.

For California residents whose families earn less than \$60,000, UC's Blue and Gold Opportunity Plan covers tuition and fees. Other aid can help pay for living expenses, like food and housing.

Even higher-earning families have options. The Middle Class Scholarship Program and low-interest education loans can make borrowing manageable.

To learn more, visit <http://openupstate.edu/california/uc/ucprep-for-uc-student.html>.

Financial aid for college is available for those who qualify. Eligibility is based on household income. For general information about financing your college education, visit: <http://www.openupstate.edu> or visit the California Student Aid Commission site at <http://www.csaed.com>.

For information on eligibility for the Cal Grants "Cash for College" programs, go to <http://www.cagrp.org> or visit the California Student Aid Commission site at <http://www.csaed.com>.

If you are concerned about your citizenship status, learn more about the Dream Act: <http://www.uscis.gov/daca> or visit the California Student Aid Commission site at <http://www.csaed.com>.

Fulfilling the CSU/UC course-taking and GPA requirements shown here will not guarantee you are accepted at these institutions. To help improve your chances of getting into and succeeding in college, admissions officers recommend that you:

Take challenging courses to expand your knowledge and your mind.

Take more than the minimum number of courses.

Aim for A and B letter grades in all your classes.

Develop good study skills.

Join clubs, play sports, and volunteer.

Letter Grades/Course Status

☒ A, B, or C

☐ D, F, or I

College-Prep Course Details (UC)

Subject	Grade	Course Name	Fall	Spring
History/Social Science (h)	10th	World History (P)	A	A
	11th	U.S. History (P)	B+	A-
	12th	American Government (P)	B	
English (e)	9th	English 1 (P)	CH	B
	10th	English 2 (P)	CH	O
	11th	AP English Language and Composition (P)	B	B-
	12th	AP English Language & Composition (P)	CH	B
Math (m)	9th	Geometry (P)	C+	C
	10th	Algebra 2/Precalculus (P)	CH	O
	11th	Precalculus (P)	B	O
Lab Science (s)	9th	Biology (P)	B	A-
	10th	Chemistry (P)	B	B+
	11th	Physics (P)	B	B
Non-English Language (n)	9th	Spanish 1 (P)	A-	A-
	11th	Spanish 4 (P)	A-	A-
Visual and Performing Arts (v)	9th	Beginning Art (P)	O	A
	10th	Jazz Ensemble 1 (P)	B	
		Multimedia (P)	B	C+
	11th	Computer Graphics Arts (P)	A	A
	12th	Advanced Photography I, Band, Singing (P)	A	A+
College-Prep Elective (g)	12th	Economics (P)	B	

Coursework in Algebra 1 was validated by Algebra 2 Trip P.

Coursework in Spanish LOTE 1 was validated by Spanish 3 P.

Coursework in Spanish LOTE 2 was validated by Spanish 3 P.

Coursework in Spanish LOTE 3 was validated by Spanish 3 P.

The Student Report reflects evaluations completed on the date specified to the top right corner of its first page.

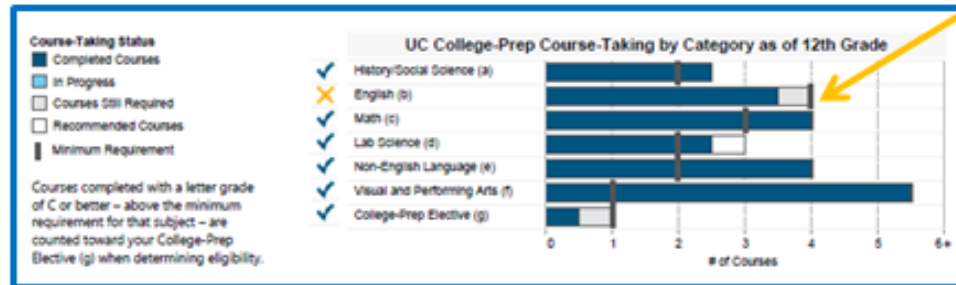
The front page displays a bar chart reflecting a snapshot of the student's progress toward meeting the UC or CSU course requirements for each subject area. The bar chart is color coded as follows:

- Completed A-G coursework (with a grade of C or better) = dark blue
- In-progress A-G coursework (spring report only) = light blue
- Still required A-G coursework = grey
- Recommended A-G coursework = white

Important Note: *The TES student report assumes students will receive a grade of 'C' or better in the "work in progress" courses. For borderline students, the grades they earn in their current semester can be the difference between meeting and not meeting UC and CSU requirements.*

a. College Prep Course Taking Chart

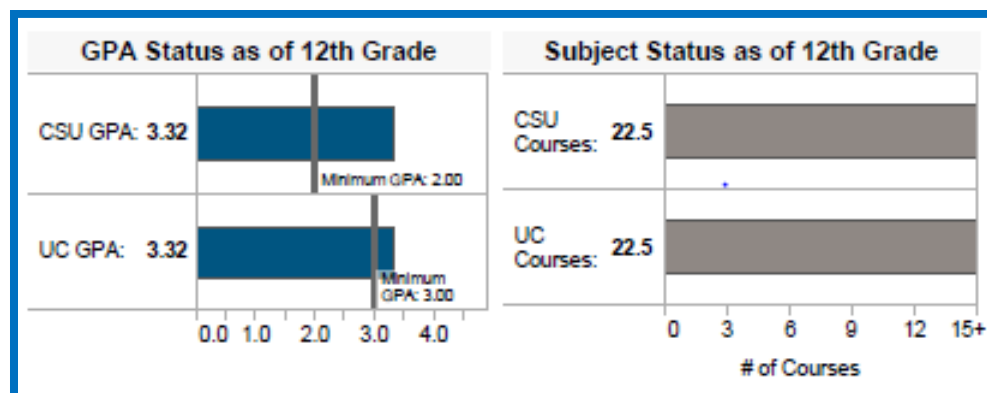
The black vertical line is the "finish line" for each subject area.



- For example, the black line is at 4 courses for English, the minimum required for UC and CSU eligibility.
- The gray area between the dark blue bar and the black mark represents the number of courses a student still needs in order to reach that "finish line."
- The white bar represents additional courses recommended by UC. For example, even though only 3 years of Math are required, a fourth year of Math is strongly recommended.

b. GPA Status Bar Chart

This chart visually presents student GPA against the minimum required by CSU and UC: 2.0 for CSU and 3.0 for UC. The color of the bar graph indicates the student's status.



GPA is calculated using only a-g courses and is weighted. Weighted GPAs give an additional point for honors courses if the grade earned is a 'C' or better. Note that these are minimum GPA requirements. Students are strongly recommended to aim for higher GPAs.

The back page of the Student Report presents information from the bar chart in table form, and also includes college-planning resources.

The table on the upper left corner of the page shows course taking progress in table format.

A-G Category	Total Courses Required	Completed Courses	In Progress	Courses Below Benchmark
History/Social Science (a)	2.0	2.5	0.0	0.0
English (b)	4.0	3.5	0.0	0.5
Math (c)	3.0	4.0	0.0	0.0
Lab Science (d)	2.0	2.5	0.0	0.0
Non-English Language (e)	2.0	4.0	0.0	0.0
Visual and Performing Arts (f)	1.0	5.5	0.0	0.0
College-Prep Elective (g)	1.0	0.5	0.0	0.0
Grand Total	15.0	22.5	0.0	0.5

This table tracks the number of approved courses you have completed in each "a-g" category and also notes the remaining courses you will need to complete. To receive "a-g" credit for a course, you must earn a letter grade of C or higher.

If you have questions about your report, please talk to your counselor. You can find a list of approved courses for your school at <http://www.ucop.edu/agguide>.

- Column 1 = a-g subject areas.
- Column 2 = Minimum number of courses required to be UC and CSU eligible.
- Column 3 = Total number of courses completed for each subject area (with a grade of C or better).
- Column 4 = Current number of courses in which a student is currently enrolled for each subject area.
- Column 5 = Total number of courses needed to be completed for each subject area by 12th grade in order to be UC and CSU eligible.

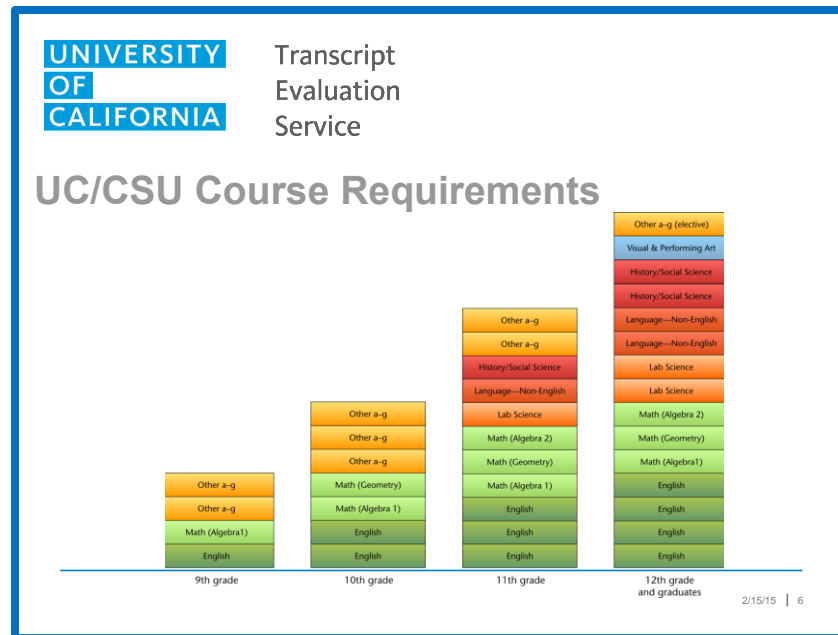
Next to the course progress table is a consolidated student transcript that includes all courses submitted for the students and considered in the evaluation. If a course is a-g approved, the grade-level it was taken and the course title will appear in the subject area for which credit was received along with its final grade.

Letter Grades/Course Status				
A, B, or C		D, F, or I		
College-Prep Course Details (UC)				
Subject	Grade	Course Name	Fall	Spring
History/Social Science (a)	10th	World History [P]	A	A
	11th	U.S. History (P)	B+	A-
	12th	American Government [P]	B	
English (b)	9th	English 1 [P]	D+	B
	10th	English 2 [P]	C+	C
	11th	AP English Literature and ...	B	B-
	12th	AP English Language & Co...	C+	B
Math (c)	9th	Geometry (P)	C-	C-
	10th	Algebra 2/Trigonometry...	C+	C
	11th	Pre-Calculus [H]	B	C

In certain cases, the UC and CSU GPA may differ. One reason for this difference is that CSU will take the highest grade earned for a course. For example, if a student were to make up a course and earn a higher grade, CSU will disregard the previous lower grade whereas UC may not (students can only repeat a course with a D or F grade). UC GPA also caps the number of honors courses that can be counted in the weighted GPA at 8 semesters, or 4 units. UC and CSU also have slightly different classifications for a-g courses, though the benchmarks presented here apply to both systems.

c. Understanding the Status Benchmarks

This chart shows for each grade level the courses a student must complete in order to meet minimum UC/CSU course requirements.



9th grade: Complete one (1) unit of English, one (1) unit of math, and two (2) units of any other a-g course on the school's CMP list. By the end of 9th grade, students should have a total of four a-g courses completed.

10th grade: Complete two (2) units of English, two (2) units of math, and three (3) units of any other a-g courses. Including their 9th grade coursework, students should have a total of seven (7) completed a-g courses.

11th grade: Complete three (3) units of English, three (3) units of math, one (1) unit of lab science, one (1) unit of a language other than English, one (1) unit of history, and two (2) units of any other a-g courses by the end of the year. By the end of 11th grade, students should have a total of eleven (11) a-g courses completed.

12th grade: Complete four (4) units of English, three (3) units of math, two (2) units of lab science, two (2) units of a language other than English, two (2) units of history, one (1) unit of visual and performing arts, and one (1) unit of any other a-g course. By the end of their senior year, students should have completed at least fifteen (15) a-g courses.

d. TES Benchmark Definitions

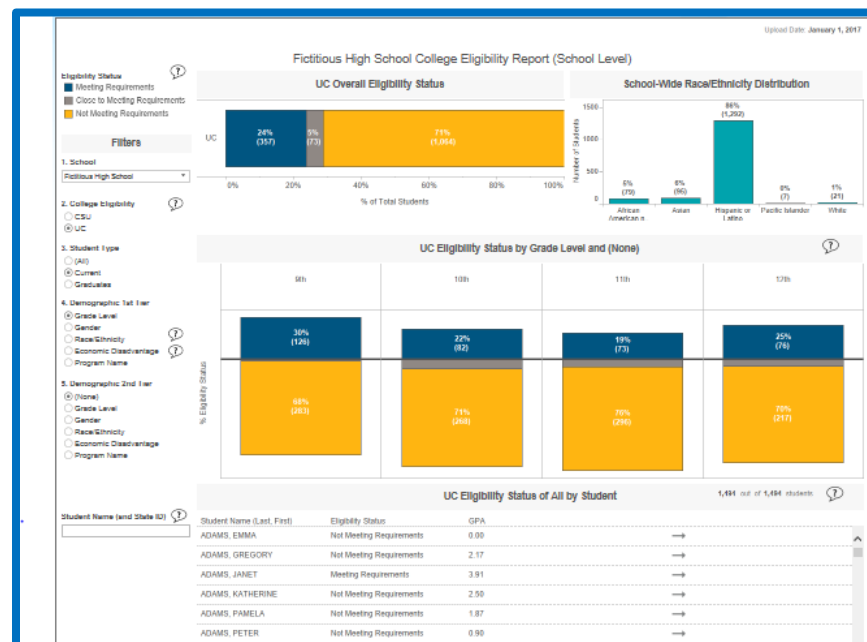
Not meeting: Missing more than 2.0 units of the subject requirements for a grade level and/or GPA is below the GPA minimum requirement.

Close to meeting: Missing not more than 2.0 units of the subject requirements for a grade level and meeting the minimum GPA requirement.

Meeting: All subject requirements for a grade level have been met and meeting minimum GPA requirement.

School Report

Shows progress toward meeting UC/CSU benchmarks for each grade level and for recent graduates.



Counseling Roster

Counseling Rosters allow you to specify in a customized spreadsheet format how individual students meet eligibility benchmark criteria by grade level, subject area requirement, and eligibility status.

Data is organized by grade level and includes the student GPA with their associated GPA benchmark standing, the “a-g” courses successfully completed, and the number of courses still needed to fulfill the selected college preparatory course pattern. The report identifies which students are meeting, close to meeting, or are not meeting the grade-level benchmarks.

Filters

School Name
Fictitious High School

College Requirement
☐ (All)
☐ CSU
☒ UC

Eligibility Status
☒ (All)
☒ Meeting Requirements
☒ Close to Meeting Requirements
☒ Not Meeting Requirements

Grade Level
☐ (All)
☒ 9th
☒ 10th
☒ 11th
☒ 12th
☐ Graduates

Ethnicity
☒ (All)
☒ African American not Hispanic
☒ Asian
☒ Hispanic or Latino
☒ Pacific Islander
☒ White

Meets GPA Benchmarks?
☒ (All)
☐ No
☐ Yes

Gender
☒ (All)
☐ Female
☐ Male

Program Name
☒ (All)
☒ Fictitious High School

Student Roster: 1.0 units = 1 year-long course

1,494 out of 1,707 students

Student Roster Report

Student Name (Last, First)	CA State Student ID	Program Name	Current Grade Level	System Name	Eligibility Status	Meets GPA Benchmarks	A-G GPA	Completed Units	Current Units	Be
ADAMS, EMMA	100001438	Fictitious High Scho..	9th	UC	Not Meeting Requirements	No	0.00	0.00	0.00	0.
ADAMS, GREGORY	100000438	Fictitious High Scho..	11th	UC	Not Meeting Requirements	No	2.17	1.50	0.00	0.
ADAMS, JANET	100000838	Fictitious High Scho..	12th	UC	Meeting Requirements	Yes	3.91	3.50	0.00	0.
ADAMS, KATHERINE	100000238	Fictitious High Scho..	10th	UC	Not Meeting Requirements	No	2.50	2.00	0.00	0.
ADAMS, PAMELA	100000038	Fictitious High Scho..	10th	UC	Not Meeting Requirements	No	1.87	2.00	0.00	0.
ADAMS, PETER	100001638	Fictitious High Scho..	9th	UC	Not Meeting Requirements	No	0.90	0.00	0.00	0.
ADAMS, RACHEL	100001038	Fictitious High Scho..	12th	UC	Meeting Requirements	Yes	4.13	3.50	0.00	0.
ADAMS, SAMANTHA	100000638	Fictitious High Scho..	11th	UC	Not Meeting Requirements	No	2.76	2.00	0.00	0.
ALEXANDER, AMANDA	100001310	Fictitious High Scho..	9th	UC	Meeting Requirements	Yes	3.30	1.00	0.00	0.
ALEXANDER, DEBORAH	100001510	Fictitious High Scho..	9th	UC	Meeting Requirements	Yes	3.80	1.00	0.00	0.
ALEXANDER, DOROTHY	100000310	Fictitious High Scho..	10th	UC	Not Meeting Requirements	No	0.50	0.00	0.00	0.
ALEXANDER, KENNETH	100000910	Fictitious High Scho..	12th	UC	Not Meeting Requirements	No	2.00	2.50	0.00	0.
ALEXANDER, MARK	100000510	Fictitious High Scho..	11th	UC	Meeting Requirements	Yes	3.00	1.50	0.00	0.
ALEXANDER, NANCY	100000110	Fictitious High Scho..	10th	UC	Meeting Requirements	Yes	4.10	2.00	0.00	0.
ALEXANDER, STEVEN	100000710	Fictitious High Scho..	11th	UC	Not Meeting Requirements	No	1.45	2.00	0.00	0.
ALLEN, CAROLYN	100001631	Fictitious High Scho..	9th	UC	Meeting Requirements	Yes	4.00	1.00	0.00	0.
ALLEN, ERIC	100000231	Fictitious High Scho..	10th	UC	Not Meeting Requirements	No	0.16	0.00	0.00	0.
ALLEN, JACOB	100000031	Fictitious High Scho..	10th	UC	Meeting Requirements	Yes	4.20	2.00	0.00	0.